

Ubac2 Cas9-CKO Strategy

Designer: Jia Yu

Reviewer: Xiaojing Li

Design Date: 2020-9-23

Project Overview

Project Name

Ubac2

Project type

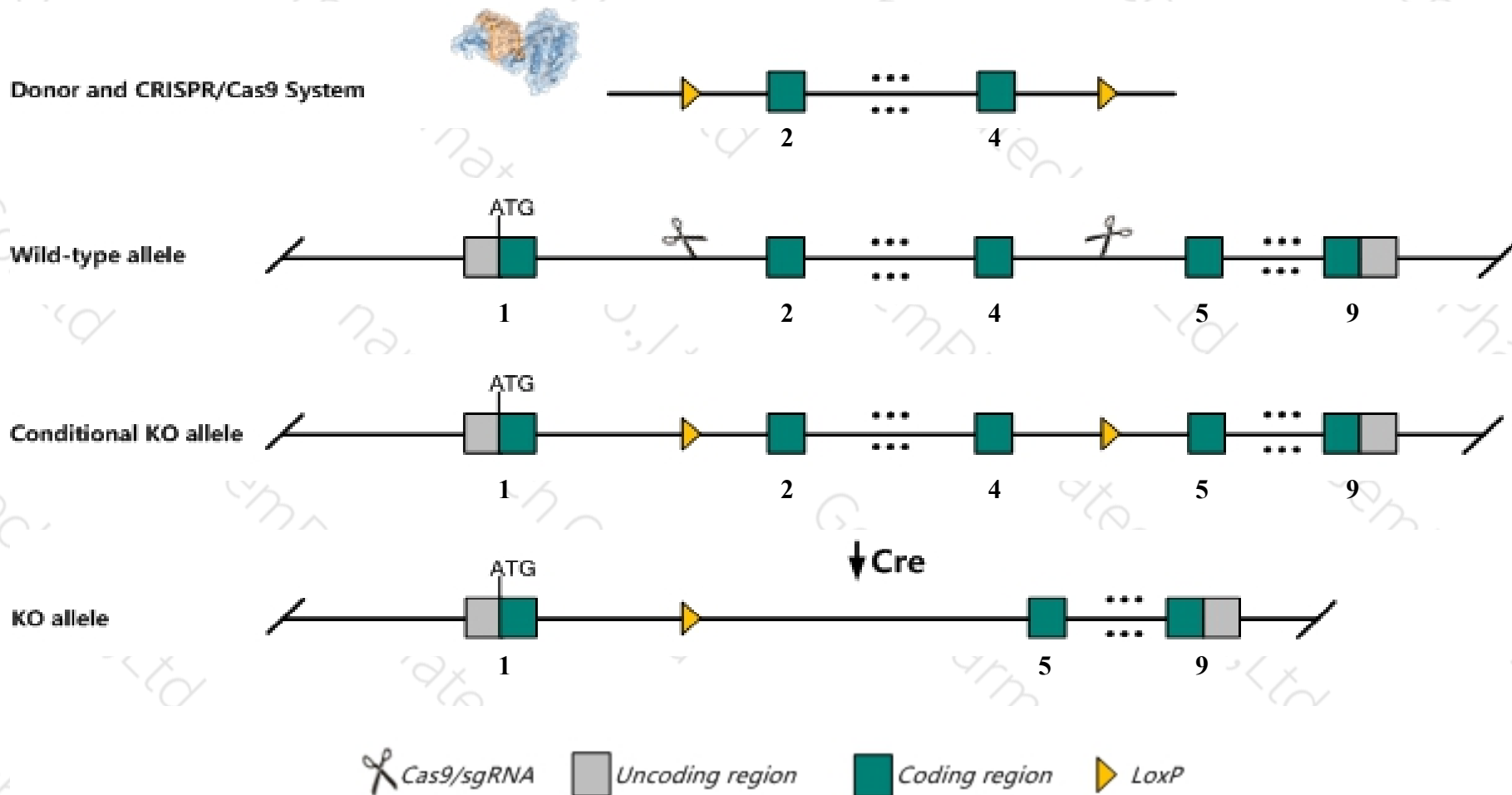
Cas9-CKO

Strain background

C57BL/6JGpt

Conditional Knockout strategy

This model will use CRISPR/Cas9 technology to edit the *Uba2* gene. The schematic diagram is as follows:



Technical routes

- The *Ubac2* gene has 4 transcripts. According to the structure of *Ubac2* gene, exon2-exon4 of *Ubac2*-201(ENSMUST00000039803.6) transcript is recommended as the knockout region. The region contains 358bp coding sequence. Knock out the region will result in disruption of protein function.
- In this project we use CRISPR/Cas9 technology to modify *Ubac2* gene. The brief process is as follows: sgRNA was transcribed in vitro, donor vector was constructed. Cas9, sgRNA and Donor were microinjected into the fertilized eggs of C57BL/6JGpt mice. Fertilized eggs were transplanted to obtain positive F0 mice which were confirmed by PCR and sequencing. A stable F1 generation mouse model was obtained by mating positive F0 generation mice with C57BL/6JGpt mice.
- The flox mice was knocked out after mating with mice expressing Cre recombinase, resulting in the loss of function of the target gene in specific tissues and cell types.

- The *Uba2* gene is located on the Chr14. If the knockout mice are crossed with other mice strains to obtain double gene positive homozygous mouse offspring, please avoid the two genes on the same chromosome.
- This strategy is designed based on genetic information in existing databases. Due to the complexity of biological processes, all risk of loxp insertion on gene transcription, RNA splicing and protein translation cannot be predicted at existing technological level.

Gene information (NCBI)

Ubac2 ubiquitin associated domain containing 2 [Mus musculus (house mouse)]

Gene ID: 68889, updated on 13-Mar-2020

Summary




Official Symbol	Ubac2 provided by MGI
Official Full Name	ubiquitin associated domain containing 2 provided by MGI
Primary source	MGI:MGI:1916139
See related	Ensembl:ENSMUSG00000041765
Gene type	protein coding
RefSeq status	VALIDATED
Organism	Mus musculus
Lineage	Eukaryota; Metazoa; Chordata; Craniata; Vertebrata; Euteleostomi; Mammalia; Eutheria; Euarchontoglires; Glires; Rodentia; Myomorpha; Muroidea; Muridae; Murinae; Mus; Mus
Also known as	1190008A14Rik, AW554959, Phgdhl1
Expression	Ubiquitous expression in duodenum adult (RPKM 38.1), testis adult (RPKM 37.6) and 28 other tissues See more
Orthologs	human all

Transcript information (Ensembl)

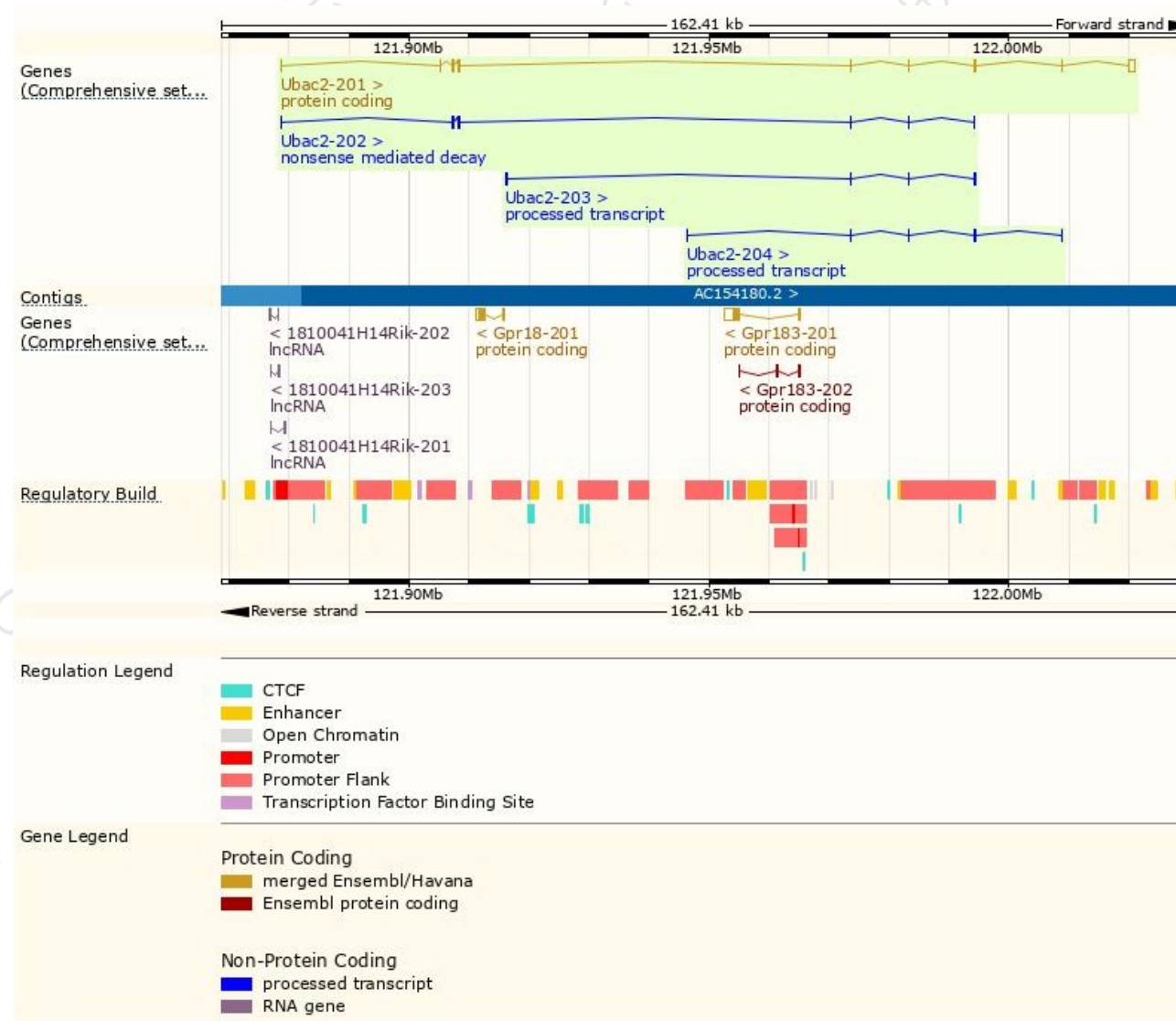
The gene has 4 transcripts,all transcripts are shown below:

Name	Transcript ID	bp	Protein	Biotype	CCDS	UniProt	Flags
Ubac2-201	ENSMUST00000039803.6	2139	345aa	Protein coding	CCDS37019	Q8R1K1	TSL:1 GENCODE basic APPRIS P1
Ubac2-202	ENSMUST00000226998.1	599	77aa	Nonsense mediated decay	-	A0A2I3BQW8	
Ubac2-204	ENSMUST00000227936.1	688	No protein	Processed transcript	-	-	
Ubac2-203	ENSMUST00000227684.1	526	No protein	Processed transcript	-	-	

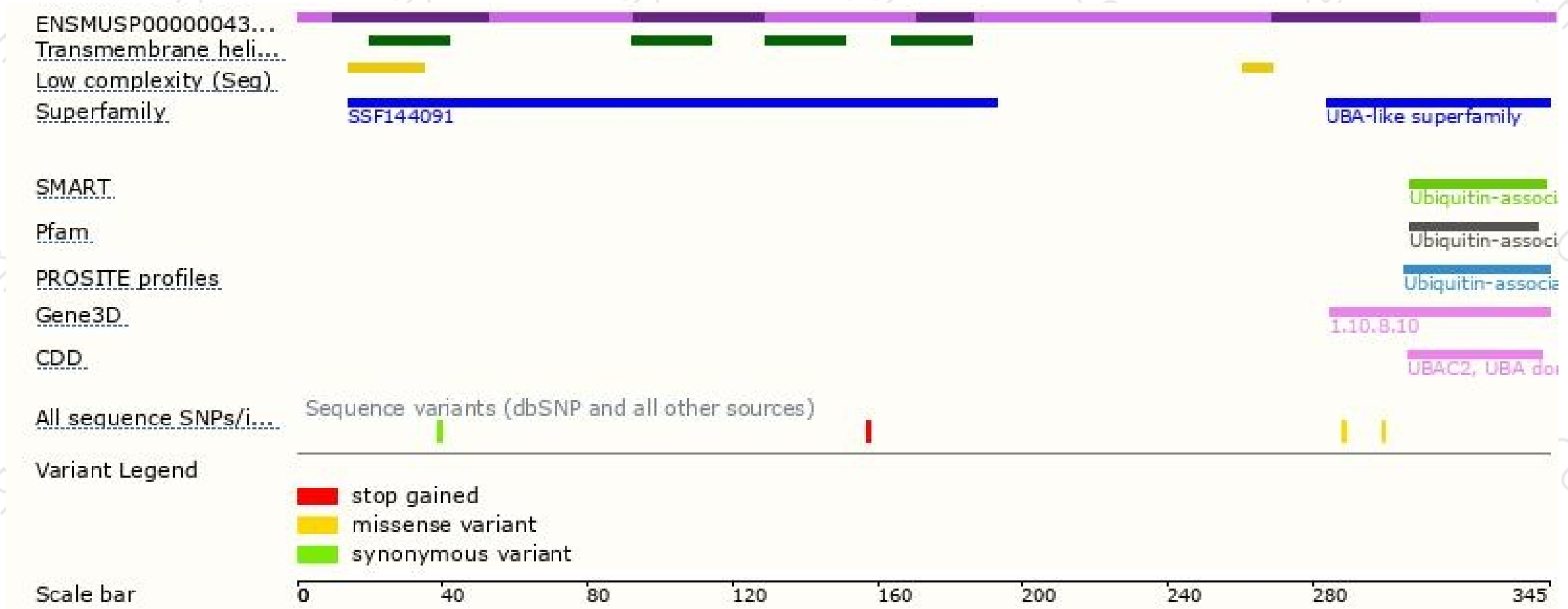
The strategy is based on the design of *Ubac2-201* transcript,the transcription is shown below:



Genomic location distribution



Protein domain



If you have any questions, you are welcome to inquire.

Tel: 025-5864 1534

